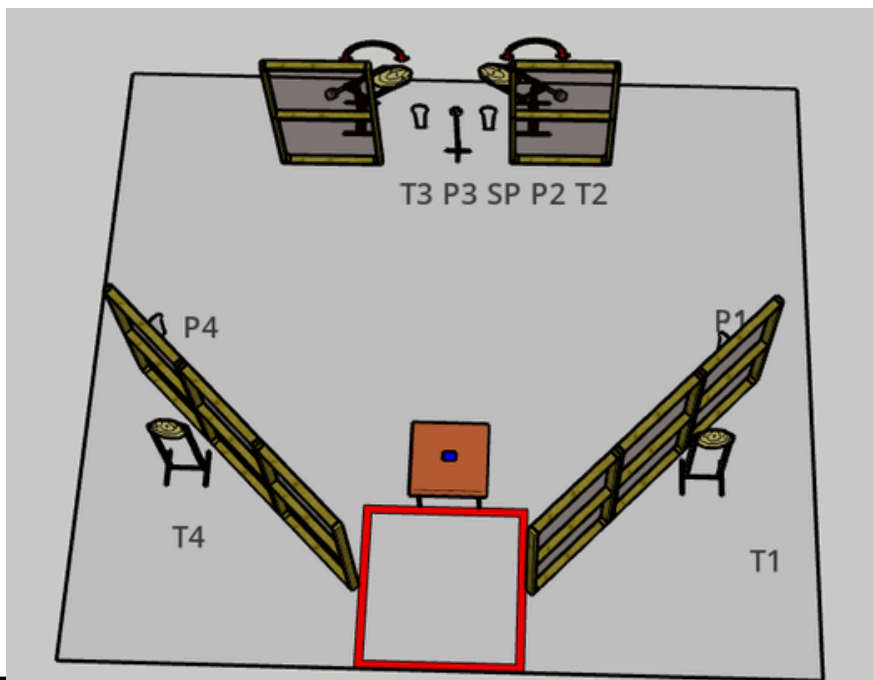
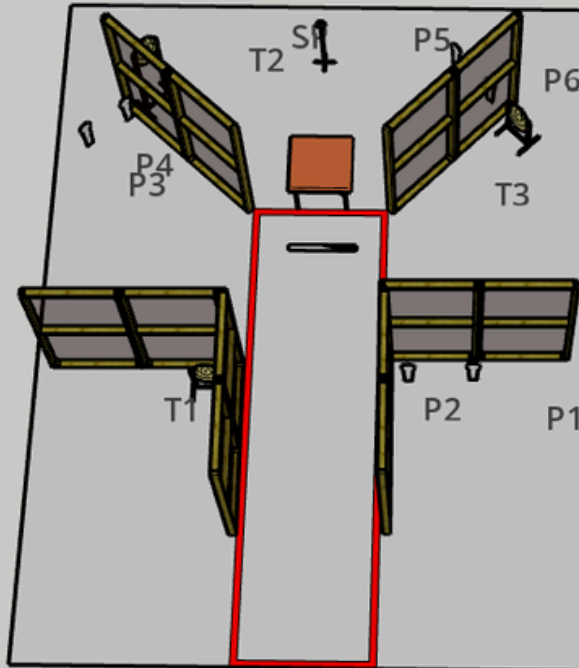


# HKPS CUP 2024



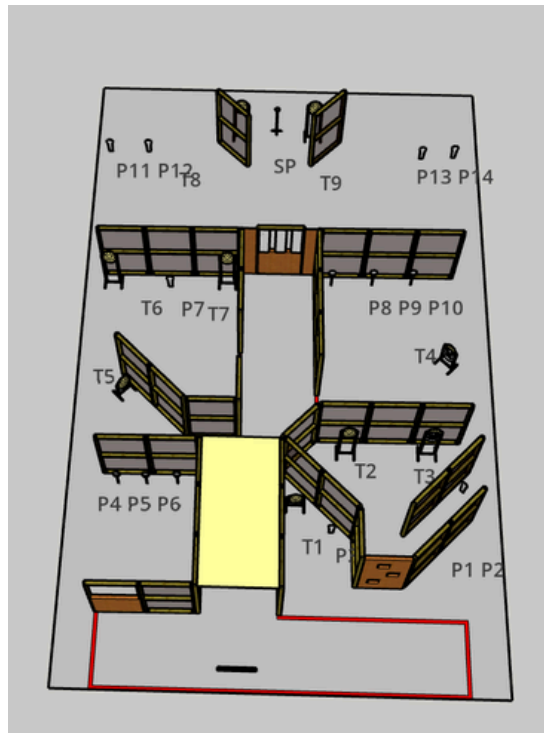
Stage Number	Stage 1
Stage Designer	HKPS
Course Type	Short
Targets	IPSC Action Air Paper Target: 4 IPSC Action Air Mini Popper: 4 1 Stop Plate: 1
Number of Projectiles to be scored	12 Projectiles
Handgun Ready Condition	
Starting Position	Starting anywhere within the designated area
Time Start	Audible
Time End	Stop Plate (SP)
Procedure	After start signal, engage all targets within the designated area Swing targets (T2 & T3) are activated by picking up the box After activating swing targets, strong hand only to engage all targets while holding the box with the weak hand
Remark	Ref. 10.2.8

# HKPS CUP 2024



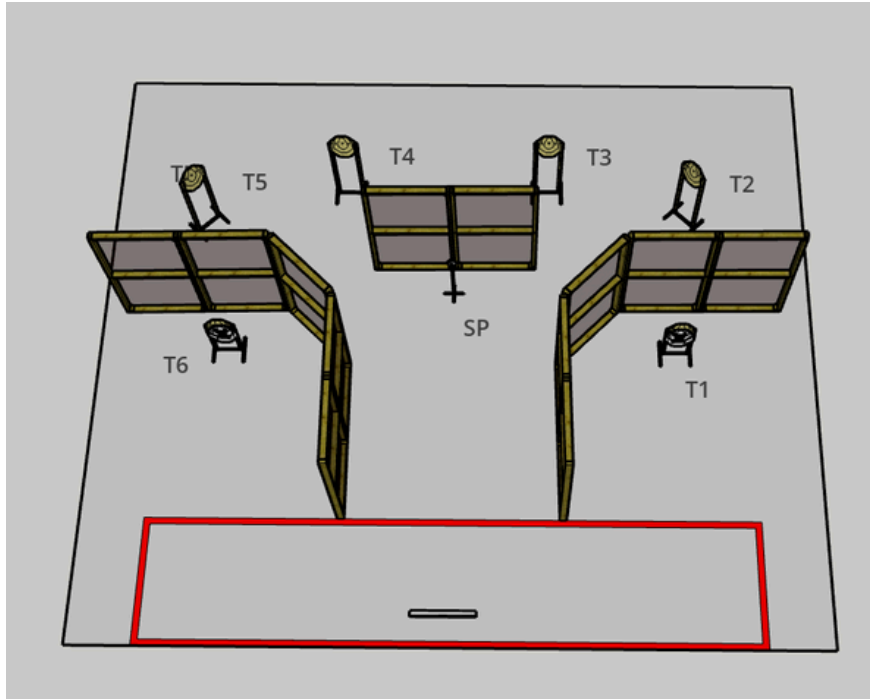
Stage Number	Stage 2
Stage Designer	HKPS
Course Type	Short
Targets	IPSC Action Air Paper Target: 3 IPSC Action Air Mini Popper: 6 1 Stop Plate: 1
Number of Projectiles to be scored	12 Projectiles
Handgun Ready Condition	
Starting Position	Toes touching marks
Time Start	Audible
Time End	Stop Plate (SP)
Procedure	Holding the can before the start signal After the start signal, put the can in the box and engage all the targets within the designated area One (1) Procedural penalty will receive for fail to put the can in the box before shooting at final target
Remark	

# HKPS CUP 2024



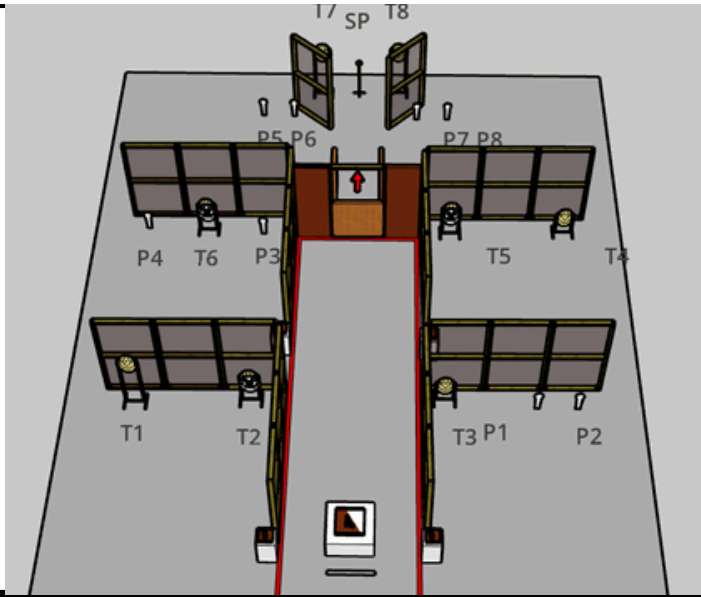
Stage Number	Stage 3
Stage Designer	HKPS
Course Type	Long
Targets	IPSC Action Air Paper Target: 9 IPSC Action Air Mini Popper: 8 IPSC Action Air Falling Plate: 6 No Shoot: 2 1 Stop Plate: 1
Number of Projectiles to be scored	32 Projectiles
Handgun Ready Condition	
Starting Position	Heels touching marks
Time Start	Audible
Time End	Stop Plate (SP)
Procedure	After start signal, engage all the targets within the designated area
Remark	

# HKPS CUP 2024



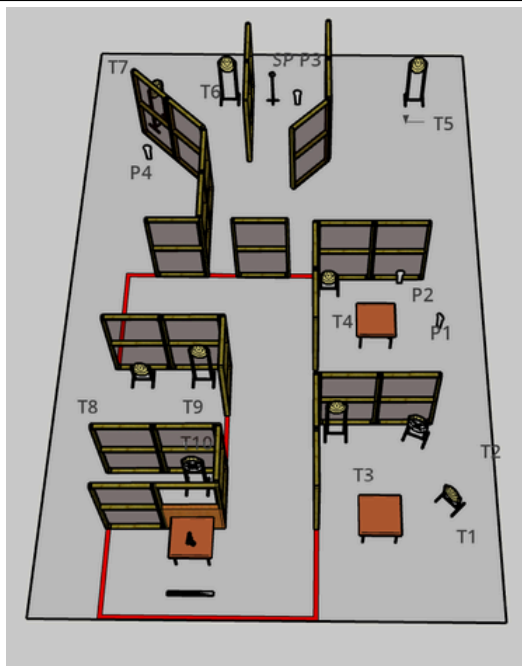
Stage Number	Stage 4
Stage Designer	HKPS
Course Type	Short
Targets	IPSC Action Air Paper Target: 6 No Shoot: 2 1 Stop Plate: 1
Number of Projectiles to be scored	12 Projectiles
Handgun Ready Condition	Gun empty and chamber empty
Starting Position	Heels touching marks
Time Start	Audible
Time End	Stop Plate (SP)
Procedure	After start signal, engage all the targets within the designated area
Remark	

# HKPS CUP 2024



Stage Number	Stage 5
Stage Designer	HKPS
Course Type	Medium
Targets	<p>IPSC Action Air Paper Target: 8</p> <p>IPSC Action Air Mini Popper: 8</p> <p>No Shoot: 3</p> <p>1 Stop Plate: 1</p>
Number of Projectiles to be scored	24 Projectiles
Handgun Ready Condition	<p>Gun empty and chamber empty</p> <p>Gun flat in the specified box</p> <p>All mags flat in the other boxes</p>
Starting Position	Heels touching marks
Time Start	Audible
Time End	Stop Plate (SP)
Procedure	<p>After start signal, engage all the targets within the designated area</p> <p>Weak hand only to push the window</p> <p>One (1) procedural penalty will receive for not using weak hand to push the window</p>
Remark	

# HKPS CUP 2024



Stage Number	Stage 6
Stage Designer	HKPS
Course Type	Medium
Targets	IPSC Action Air Paper Target: 10 IPSC Action Air Mini Popper: 4 No Shoot: 2 1 Stop Plate: 1
Number of Projectiles to be scored	24 Projectiles
Handgun Ready Condition	Loaded and flat on the table
Starting Position	Heels touching marks
Time Start	Audible
Time End	Stop Plate (SP)
Procedure	After start signal, engage all the targets within the designated area
Remark	